

 XBOX 360

XBOX
LIVE



NHL[®] 07



! WARNING

Before playing this game, read the Xbox 360 Instruction Manual and any peripheral manuals for important safety and health information. Keep all manuals for future reference. For replacement manuals, see www.xbox.com/support or call Xbox Customer Support (see inside of back cover).

Important Health Warning About Playing Video Games

Photosensitive Seizures

A very small percentage of people may experience a seizure when exposed to certain visual images, including flashing lights or patterns that may appear in video games. Even people who have no history of seizures or epilepsy may have an undiagnosed condition that can cause these "photosensitive epileptic seizures" while watching video games.

These seizures may have a variety of symptoms, including lightheadedness, altered vision, eye or face twitching, jerking or shaking of arms or legs, disorientation, confusion, or momentary loss of awareness. Seizures may also cause loss of consciousness or convulsions that can lead to injury from falling down or striking nearby objects.

Immediately stop playing and consult a doctor if you experience any of these symptoms. Parents should watch for or ask their children about the above symptoms—children and teenagers are more likely than adults to experience these seizures. The risk of photosensitive epileptic seizures may be reduced by taking the following precautions:

- Sit farther from the television screen.
- Use a smaller television screen.
- Play in a well-lit room.
- Do not play when you are drowsy or fatigued.

If you or any of your relatives have a history of seizures or epilepsy, consult a doctor before playing



WWW.EASPORTS.COM

COMPLETE CONTROLS

Take complete control of every movement on the ice with a revolutionary new EA SPORTS™ Skill Stick system. The intuitive gameplay scheme delivers an unparalleled sense of on-ice speed and control as you direct virtually every player movement on the ice. Using the left stick to direct your lower body and the right stick to control the upper half, you attain a level of fluidity only experienced in hockey—all without touching a button.



OFFENSE

	DEFAULT CONTROLS	CLASSIC CONTROLS
Move		
Deke	←/→	←/→
Slap shot	↓ + ↑	
Wrist shot	↑ (in direction of the net)	
Fake shot	↓ release	N/A
Aim (pass and shot)		
Pass		
Through pass		
First touch pass	(hold)	N/A
Saucer pass	(contextual)	N/A
Pull goalie	+	+

NOTE: Shooting controls are based on going up the screen. The default is CAMERA RELATIVE and can be changed to ALWAYS UP.

DEFENSE

	DEFAULT CONTROLS	CLASSIC CONTROLS
Move		
Body check	(in direction of player)	
Poke check	+ (in direction of player)	
Switch player		
Hook/Tie up		
Start fight/Slash		
Dive/Block	+	+
Manual goalie	+	+

OFFENSE & DEFENSE

	DEFAULT CONTROLS	CLASSIC CONTROLS
Toggle defensive pressure		+
Toggle offensive pressure		+
Line change		
Vision control		

GOALIE

Move	
Butterfly	↑
Poke check	↓

NOTE: Goalie controls act just like shooting controls. The default is CAMERA RELATIVE and can be changed to ALWAYS UP.

FIGHTING

Initiate fight	
Quick punch	↑
Hard punch	↓ + ↑
Block	↑/↓

PLAYING THE GAME

Lace up your skates, go directly to the ice, and settle the score with a Play Now game.

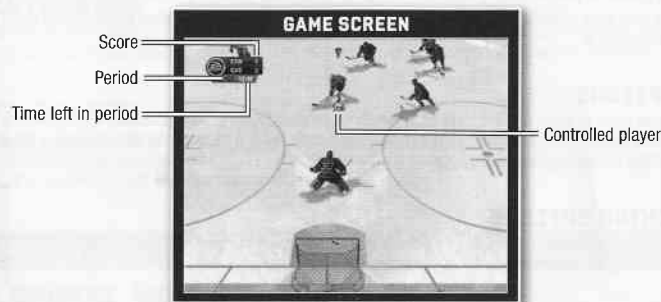
CHOOSE TEAMS/STARTING LINEUPS

After selecting NHL® teams for the upcoming game you have the option to adjust your starting lineups and strategies. You can set your Quick Plays, along with strategies for specific lines, including your power play and penalty kill units.

QUICK SETTINGS

Select the skill level for the next game, along with camera angles, rules, and period length. From the Advanced Settings screen, set your Line Changes to AUTO, OFF, or MANUAL, or Shot Aim to AUTO or MANUAL. When set to MANUAL, you are in full control of the action.

ON THE ICE



EA SPORTS™ SKILL STICK

For the first time ever the right stick is your hockey stick. Quickly move ↑ for a quick wrist shot, pull ↓ to wind up for a slapshot, or move ←/→ to deke defenders and goalies.

NOTE: If you are moving down on your screen rather than up, the above controls work in the opposite direction.

PLAYER TYPES

With all-new player-specific behaviors NHL® 07 players act like their real-life counterparts more than ever with seven different player types, including Dangers, Grinders, Playmakers, Snipers, Power Forwards, Offensive Defensemen, and Defensive Defensemen.

SAVING AND LOADING

Choose AUTOSAVE from the startup screen to make things easier on yourself. From that point forward, all the changes made to your rosters, settings, game modes, and more are automatically saved to your selected storage device.

DYNASTY MODE™

Take on the role of GM (general manager), coach, and player and run your favorite NHL franchise for up to 10 seasons. See if you can live up to your owner's expectations by increasing profits, capturing division and conference titles, and most importantly, winning the Stanley Cup®.

MESSAGE CENTRAL

Keep up on the latest news from inside your own organization—and around the league—by checking your messages. Read messages regarding the league, staff, coaches, accounting, and players. Be sure to read each message before they expire—emails automatically delete if you let them sit in your inbox too long.

CALENDAR

Stay organized with your Calendar, which tracks all the important dates you need to know. Press **►** to access the Dynasty Game menu, where you can make all your off-the-ice decisions—from playing the next game on your schedule to customizing the Rules and Options and more.

Scroll to your next scheduled game on the Calendar, press **A**, and determine whether you want to play or simulate it.

GM OPTIONS

As GM you have to work around the NHL's salary cap rules by using your power to trade players, sign free agents, manage your Minor League roster, keep your team focused, and view scouting reports to evaluate the upcoming rookie draft.

COACHING OPTIONS

Take more control over the team by editing lines, changing jersey numbers, tweaking game strategy, and reviewing progress reports for every player on the team.

STATS CENTRAL

From overall team standings and statistics to individual numbers and awards, here's where you find all the stats you need.

MY NHL 07

Set the rules and options to fit your style of play. Settings, Profile Management, and Save Your Dynasty are all in this menu.

DURING THE SEASON

There's more to just playing the game during the 82-game season. For every hat trick, stick save, and game-winning goal, there are managerial issues that need to be addressed. It's up to you to manage your players' salaries while building hockey's next dynasty.

PLAYER LEVELING/PLAYER CONFIDENCE

Success on the ice develops your young players into the superstars of tomorrow and maintains the spirit of your veterans. Keep your player's confidence high by giving them the adequate amount of minutes. If players don't feel good about their situation they might ask to be traded.

NHL ALL-STAR GAME

During the mid-point of the season, the league's elite players gather for one night to play in the NHL All-Star game. No matter if you choose to play with the East or West, you have the option to play the game whether you're simulating the season or not.

POSTSEASON

Once the regular season ends, the postseason begins. It's all about the games on the ice. Sixteen teams advance to the playoffs while the rest stay home. Only one will be crowned champion.

OFF-SEASON

In the off-season teams gear up for a fresh start, beginning with the NHL Entry Draft then leading into the free agency period where adding key players becomes the top priority. After the free agent period ends, the rosters are set and the new season begins.

OTHER GAME MODES

EA SPORTS™ WORLD TOURNAMENT

Team USA vs. Canada. Germany vs. France. Throw the world's best teams into an 8- or 16-team World Tournament and see who will be crowned king. You pick the teams, you set the rules, you play the games.

DODGE SHOOTOUT

Practice your moves and breakaway skills in Shootout as you take on the goalie head-to-head in a one player format or compete against friends. Rebounded shots do not count.

XBOX LIVE®

Play anyone and everyone, anytime, anywhere on Xbox Live. Build your profile (your gamer card). Chat with your friends. Download content at Xbox Live Marketplace. Send and receive voice and video messages. Get connected and join the revolution.

REGISTRATION AND SUBSCRIPTION REQUIRED TO ACCESS ONLINE FEATURES. EA TERMS & CONDITIONS AND FEATURE UPDATES ARE FOUND AT www.easports.com. YOU MUST BE 13+ TO REGISTER ONLINE.

EA MAY RETIRE ONLINE FEATURES AFTER 30 DAYS NOTICE POSTED ON www.easports.com OR 30 DAYS AFTER THE LAST DAY OF THE 2006-2007 NHL SEASON.

CONNECTING

Before you can use Xbox Live, connect your Xbox 360™ console to a high-speed Internet connection and sign up to become an Xbox Live member. For more information about connecting, and to determine whether Xbox Live is available in your region, go to www.xbox.com/live.


FAMILY SETTINGS

These easy and flexible tools enable parents and caregivers to decide which games young game players can access based on the content rating. For more information, go to www.xbox.com/familysettings.

WELCOME TO NHL 07 ON XBOX LIVE

The Online menu is your main resource for connecting to players from around the world. All the tools you need to connect to other players are available from the Online menus.

Ranked Quick Match	Match up with the first available opponent and play a competitive match while all stats are recorded.
Online Game Modes	Create Session, Custom Match, Quick Match and Lobbies are all accessible here.
Quick Match	Match up with a user similar in level. If no opponent is found, you can create a session.
Custom Match	Search for either Unranked or Ranked Sessions that other users have created.
Create Session	Customize your session to your liking by choosing an Unranked Session or create a Ranked Session and work your way up the Leaderboard.
Lobbies	Create a lobby or search for a specific lobby based on skill level or home country. Users can chat and send game invites from here.
Stats	View your Career and check out the Leaderboards.
MY Online NHL 07	Customize your online settings, download rosters, and more.

NOTE: Move  from any menu screen to access the Xbox Live menu.

MY NHL 07

TEAM MANAGEMENT

CREATION ZONE

Create a new player or edit someone you already created by customizing every detail about him. The Player Info screen lets you choose your first and last name, position, number, handedness, birthday, hometown, height, weight, and year drafted. Then go to the Appearance screen to determine how your hockey star is going to look. After that, you can adjust all of his skills at the Attributes screen, distributing points to everything from speed and agility to endurance and toughness.

ROSTERS MANAGEMENT

Cut players, edit lines, determine jersey numbers, and set default rosters of every team in this menu. Make sure to go to save rosters before exiting to lock-in your changes.

SETTINGS


Rules, gameplay settings, volume settings, visual settings, controller settings, video calibration, and the EA SPORTS™ TRAX are all accessible here.

HINTS AND TIPS

DYNASTY MODE

- In Dynasty Mode, you now have the ability to place players in the Minor Leagues. These players don't count towards your team's salary cap, leaving you money to spend elsewhere.
- Placing your young players in the minor leagues helps develop them early on but as they get older they need to move up to the NHL roster to keep improving at an optimum rate.

ON THE ICE

- With unprecedented vision control, strafe the blueline on a power play or create space from the defender while still seeing the entire ice. Press and hold  and you will always face up ice. Couple this with the EA SPORTS Skill Stick and you'll enjoy having 100% control of your player.
- If your opponent is expecting a one-timer, surprise him with a wrap-around.
- Taking a timeout during the 3rd period can be crucial to refreshing your lines' fatigue and boost, setting them up for the game-tying or game-winning goal.

LIMITED 90-DAY WARRANTY

Electronic Arts Limited Warranty

Electronic Arts warrants to the original purchaser of this product that the recording medium on which the software program(s) are recorded (the "**Recording Medium**") and the documentation that is included with this product (the "**Manual**") are free from defects in materials and workmanship for a period of 90 days from the date of purchase. If the Recording Medium or the Manual is found to be defective within 90 days from the date of purchase, Electronic Arts agrees to replace the Recording Medium or Manual free of charge upon receipt of the Recording Medium or Manual at its service center, postage paid, with proof of purchase. This warranty is limited to the Recording Medium containing the software program and the Manual that were originally provided by Electronic Arts. This warranty shall not be applicable and shall be void if, in the judgment of Electronic Arts, the defect has arisen through abuse, mistreatment or neglect.

This limited warranty is in lieu of all other warranties, whether oral or written, express or implied, including any warranty of merchantability or fitness for a particular purpose, and no other representation of any nature shall be binding on or obligate Electronic Arts. If any such warranties are incapable of exclusion, then such warranties applicable to this product, including implied warranties of merchantability and fitness for a particular purpose, are limited to the 90-day period described above. In no event will Electronic Arts be liable for any special, incidental, or consequential damages resulting from possession, use or malfunction of this Electronic Arts product, including damage to property, and to the extent permitted by law, damages for personal injury, even if Electronic Arts has been advised of the possibility of such damages. Some states do not allow limitation as to how long an implied warranty lasts and/or exclusions or limitation of incidental or consequential damages so the above limitations and/or exclusion of liability may not apply to you. In such jurisdictions, the Electronic Arts' liability shall be limited to the fullest extent permitted by law. This warranty gives you specific rights. You may also have other rights that vary from state to state.

RETURNS WITHIN THE 90-DAY WARRANTY PERIOD

Please return the product along with (1) a copy of the original sales receipt showing the date of purchase, (2) a brief description of the difficulty you are experiencing, and (3) your name, address and phone number to the address below and Electronic Arts will mail a replacement Recording Medium and/or Manual to you. If the product was damaged through misuse or accident, this 90-day warranty is rendered void and you will need to follow the instructions for returns after the 90-day warranty period. We strongly recommend that you send your products using a traceable delivery method. Electronic Arts is not responsible for products not in its possession.

EA Warranty Information

If the defect in the Recording Medium or Manual resulted from abuse, mistreatment or neglect, or if the Recording Medium or Manual is found to be defective after 90 days from the date of purchase, choose one of the following options to receive our replacement instructions:

Online: <http://warrantyinfo.ea.com>

Automated Warranty Information: You can contact our automated phone system 24 hours a day for any and all warranty questions:

US 1 (650) 628-1900

EA Warranty Mailing Address

Electronic Arts Customer Warranty
P.O. Box 9025
Redwood City, CA 94063-9025

Package Cover Photography: James T. Heitman, Sports Action

© 2006 Electronic Arts Inc. Electronic Arts, EA, EA SPORTS and the EA SPORTS logo are trademarks or registered trademarks of Electronic Arts Inc. in the U.S. and/or other countries. All Rights Reserved. NHL, National Hockey League, the NHL Shield and the Stanley Cup are registered trademarks of the National Hockey League. All NHL logos and marks and team logos and marks depicted herein are the property of the NHL and the respective teams and may not be reproduced without the prior written consent of NHL Enterprises, L.P. © 2006 NHL. All Rights Reserved. Officially Licensed Product of the National Hockey League. National Hockey League Players' Association, NHLPA and the NHLPA logo are trademarks of the NHLPA and are used under license by Electronic Arts Inc. © NHLPA. Officially licensed product of the NHLPA. All other trademarks are the property of their respective owners. EA SPORTS™ is an Electronic Arts™ brand.

Microsoft, Xbox, Xbox 360, Xbox Live, the Xbox logos, and the Xbox Live logo are either registered trademarks or trademarks of Microsoft Corporation in the United States and/or other countries and are used under license from Microsoft.